


	END USER MANUAL Project NAVODAYA Area: Project Systems	
	Project Procurement	



PROJECT SYSTEMS

Project Procurement

	END USER MANUAL Project NAVODAYA Area: Project Systems	
	Project Procurement	

Revision History

SR. No.	VERSION No.	DATE OF REVISION	DESCRIPT ION OF CHANGE	REASON FOR CHANGE	CHANGE MADE BY	REVIEWED BY	RELEASE D BY
1	V1.0		Version				
2	V1.1		Revision				

	END USER MANUAL Project NAVODAYA Area: Project Systems	
	Project Procurement	

Project Procurement – Collective PR

Purpose

Use this procedure to create the Collective Purchase Requisition across different WBS. With this process single PR across different WBS will be created with different line item. The purchase requisition indicator groups materials under a single purchase requisition (PR).

The '**purchase requisition indicator**' is defined at the project level, and is used to group materials in a single PR across different networks and WBS elements within the project. The PR indicator can be assigned when a material component is created

Menu Path

Use the menu path(s) to begin the transaction:

- Logistics or Accounting -> Project Systems -> Project -> Project Builder CJ20N

Transaction Code

CJ20N



Hints

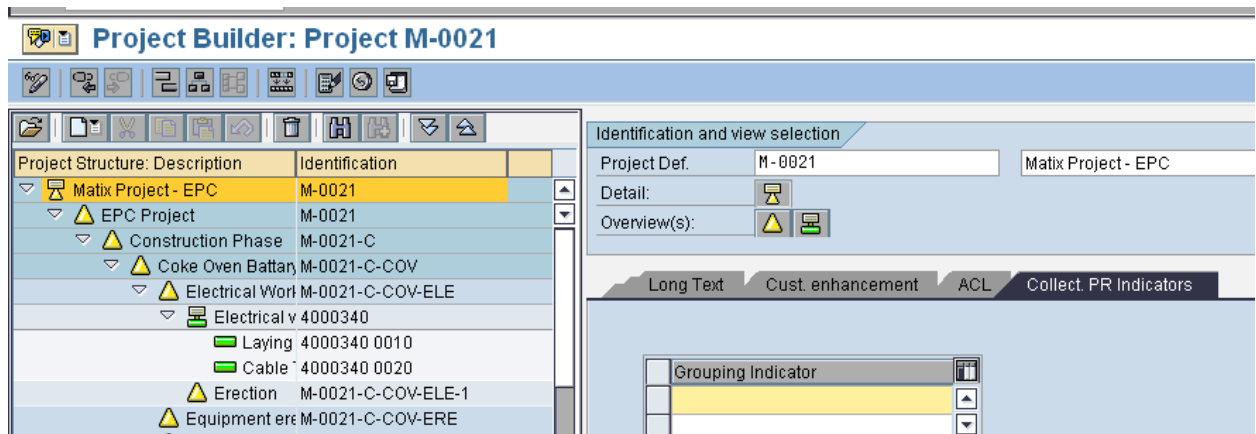
- Press F1 for Help
- Press F4 for getting input values
- R – Required
- O- Optional
- C- Conditional

Procedure

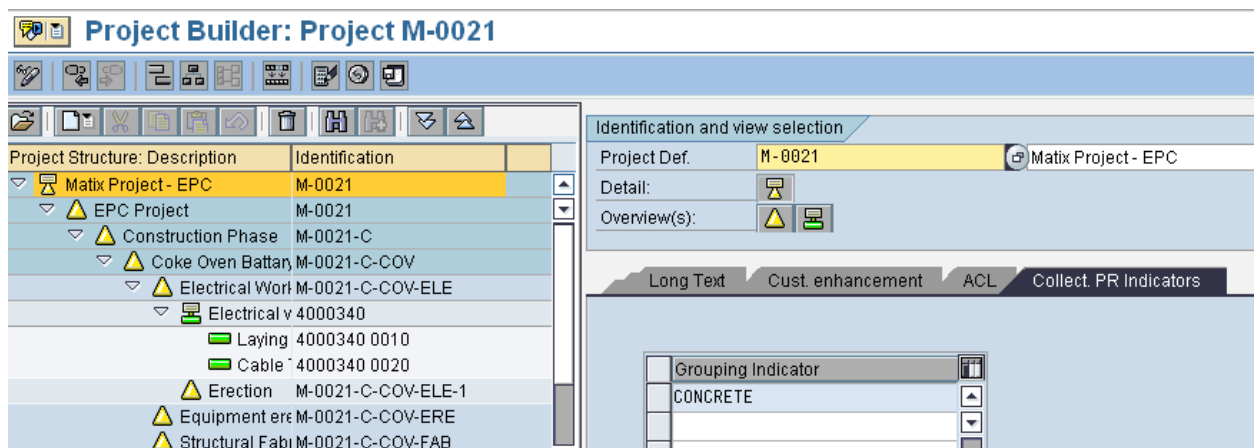
Start the transaction using the menu path or transaction code.

Project builder screen will appear. Select the project definition, go to '**Collect. PR indicators**' tab.

	<h1>END USER MANUAL</h1> <h2>Project NAVODAYA</h2> <p>Area: Project Systems</p>	
	<h3>Project Procurement</h3>	





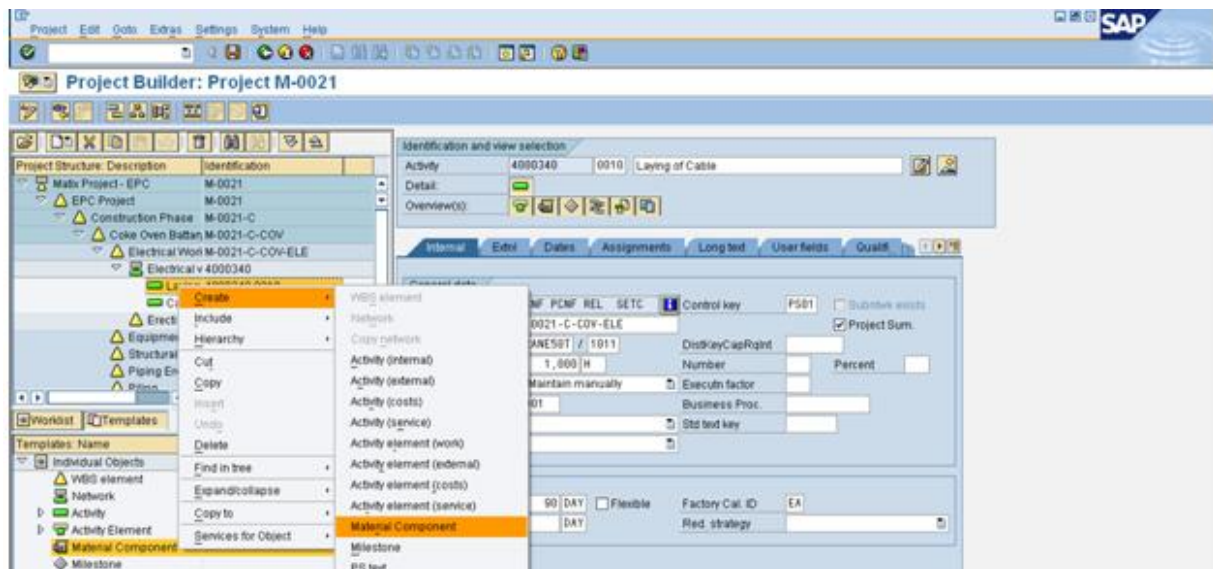
Give grouping indicator name, say Concrete & Press enter






Go to Network, Activity & Assign Same Material across different WBS.
Say Material 200000001 under WBS M-0021-C-COV-ELE & M-0021-C-COV-ERE.

Select the Activity, right click, Create → Material Components as shown below



	<h1>END USER MANUAL</h1> <h2>Project NAVODAYA</h2> <p>Area: Project Systems</p>	
	<h3>Project Procurement</h3>	



Enter Material from drop down,
Item Category – L
Requirement qty

Identification and view selection			
Material	200000001	/ 1011	
Item Category	1	Procurement	
Detail:			
Overview(s):			
Item	0010	Item Text	
General Data Proc.Param LongText Assignment			
General Data			
Reservation	0	/ 0	
Requirement qty	10		
Reqmt Date			
Offset			
Procurement Type	Reservation for Network		
Coll PR Indicator			
		<input type="radio"/> Manual Reqmt Date <input checked="" type="radio"/> Algn. Startdate.Comp <input type="radio"/> Algn. finish date	<input checked="" type="checkbox"/> CostRel <input type="checkbox"/> UnitCost
		Distribution	

Press enter
Purchase Requisition screen appears

	<h1>END USER MANUAL</h1> <h2>Project NAVODAYA</h2> <p>Area: Project Systems</p>	
	<h3>Project Procurement</h3>	

Purchase Requisition

Material: 2000000001

Description: Sand

Choose

☐ Reserv for network

☐ Reserv. WBS element

☐ PReq+Res - WBS elem.

☒ Prelim. PReq-WBS el

☐ 3rd party req. WBSel

Navigation: Previous, Next, Home, Back, Forward


Buttons: Confirm, Cancel


Select Preliminary PReq – WBS el.

Identification and view selection

Material: 2000000001 / 1011 Sand

Item Category: L

Detail: 

Overview(s): 

Item: 0010 Item Text:

General Data | Purch. Data | Proc.Param | LongText | Assignmnt

Purchasing Data

Purchase Req. / 0

Requirement qty: 10 M3

Reqmt Date: 04.07.2010

Offset:

Procuremt Type: Preliminary Requisition for WBS Element

Purch. Group: S01 Purch.Org.

Info Record:

Outl. Agreement: /

Vendor:

Material Group: 10065

☐ Manual Reqmt Date ☐ CostRel

☐ Align. finish date ☐ UnitCost

☒ Align.Startdate.Comp



Coll PR Indicator:


Price/currency: 100.00 INR






Price Unit: 1 M3 ☐ FixPrice

G/L Account: 40001003

GR Proc. Time: Del time (days) 3

	END USER MANUAL Project NAVODAYA Area: Project Systems	
	Project Procurement	

You will see a field Coll PR Indicator 
Enter the grouping indicator created under project definition i.e. Concrete



Identification and view selection			
Material	200000001	/ 1011	Sand 
Item Category	L		
Detail:			
Overview(s):			
Item	0010	Item Text	
<div> General Data Purch. Data Proc.Param LongText Assignmnt </div>			
<div> Purchasing Data </div>			
Purchase Req.	/ 0	<input type="radio"/> Manual Reqmt Date <input type="checkbox"/> CostRel	
Requirement qty	10 M3	<input type="radio"/> Align. finish date <input type="checkbox"/> UnitCost.	
Reqmt Date	04.07.2010	<input checked="" type="radio"/> Algn.Startdate.Comp	
Offset		Coll PR Indicator	CONCRETE 
Procuremt Type	Preliminary Requisition for WBS Element		
Purch. Group	S01	Purch.Org.	
Info Record		Price/currency	100.00 INR
Outl. Agreement		Price Unit	1 M3 <input type="checkbox"/> FixPrice
		G/L Account	40001003

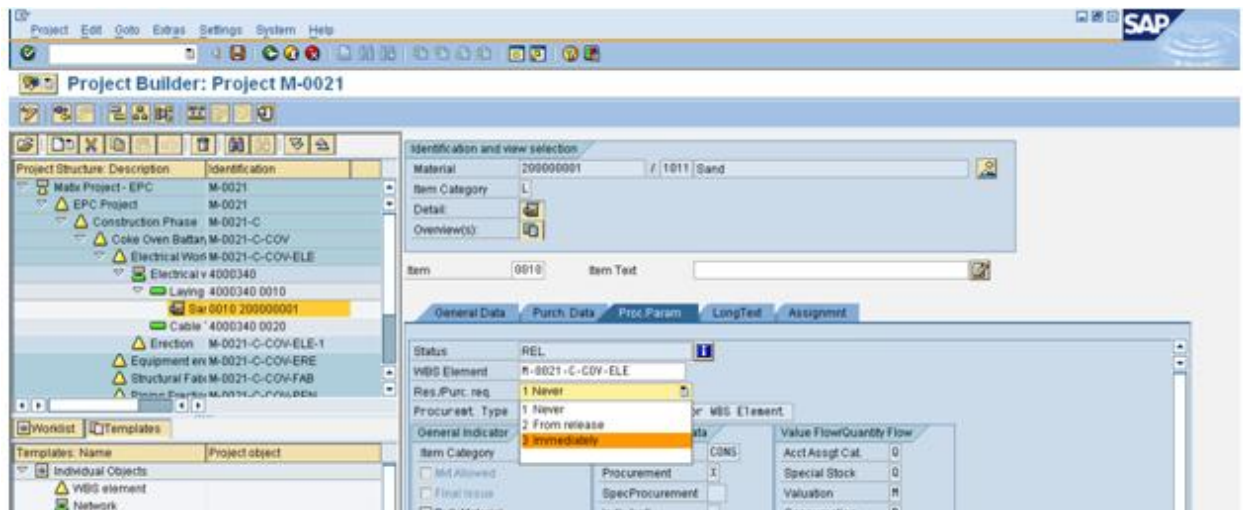
For Preliminary PR, procurement type will be Preliminary Requisition for WBS element

Note: Grouping indicator should be assigned to material components, before releasing PR from never to immediately under Proc.Param tab.


Once the PR is released to immediately, the field Coll PR indicator will be shown as grey field.

Now, go to Proc. Param Tab, release the PR to immediately.

	<h1>END USER MANUAL</h1> <h2>Project NAVODAYA</h2> <p>Area: Project Systems</p>	
	<h3>Project Procurement</h3>	



Below Screens appear, enter Requisitioner & Tracking No. & press enter.


Create Purchase Requisition: Item 00010

Release strategy

Doc. Type	ZNB	Item Cat.		AcctAssCat	Q	
Material	200000001	Matl Group	10065	Plant	1011	
Short Text	Sand		Special Stock		Stor. Loc.	

Quantity and Date/Time

Quantity	10	M3	Deliv.Date	D 04.07.2010
----------	----	----	------------	--------------

MRP Data

Requisnr.	Parvati	Purch. Grp	S01	Req. Date	09.07.2010	Resubmiss.	
TrackingNo	ZPS1	MRP Cont.		Release Dt	09.07.2010	GR ProcTme	0



Valuation Control





Val. Price	100.00	INR	/ 1	M3	<input checked="" type="checkbox"/> GR	<input checked="" type="checkbox"/> IR
Val. Type					<input type="checkbox"/> GR Non-Val	

Procurement Options

Agreement		0	Purchasing Org.		Order Unit	
-----------	--	---	-----------------	--	------------	--

Status will get changed to immediately

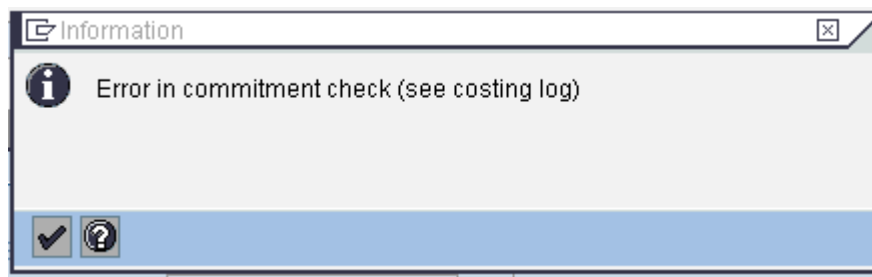
	<h1>END USER MANUAL</h1> <h2>Project NAVODAYA</h2> <p>Area: Project Systems</p>	
	<h3>Project Procurement</h3>	



Identification and view selection										
Material	200000001 / 1011 Sand									
Item Category	L									
Detail:										
Overview(s):										
Item	0010 Item Text									
<div> <div>General Data</div> <div>Purch. Data</div> <div>Proc.Param</div> <div>LongText</div> <div>Assignmnt</div> </div>										
Status	REL 									
WBS Element	M-0021-C-COV-ELE									
Res./Purc. req.	3 Immediately 									
Procurement Type	Preliminary Requisition for WBS Element									
<table border="1"> <thead> <tr> <th>General Indicator</th> <th>Material Master Data</th> <th>Value Flow/Quantity Flow</th> </tr> </thead> <tbody> <tr> <td>Item Category L</td> <td>Material Type CONS</td> <td>Acct Assgt Cat. Q</td> </tr> <tr> <td><input type="checkbox"/> Mvt Allowed</td> <td>Procurement X</td> <td>Special Stock Q</td> </tr> </tbody> </table>		General Indicator	Material Master Data	Value Flow/Quantity Flow	Item Category L	Material Type CONS	Acct Assgt Cat. Q	<input type="checkbox"/> Mvt Allowed	Procurement X	Special Stock Q
General Indicator	Material Master Data	Value Flow/Quantity Flow								
Item Category L	Material Type CONS	Acct Assgt Cat. Q								
<input type="checkbox"/> Mvt Allowed	Procurement X	Special Stock Q								

Save the Project.

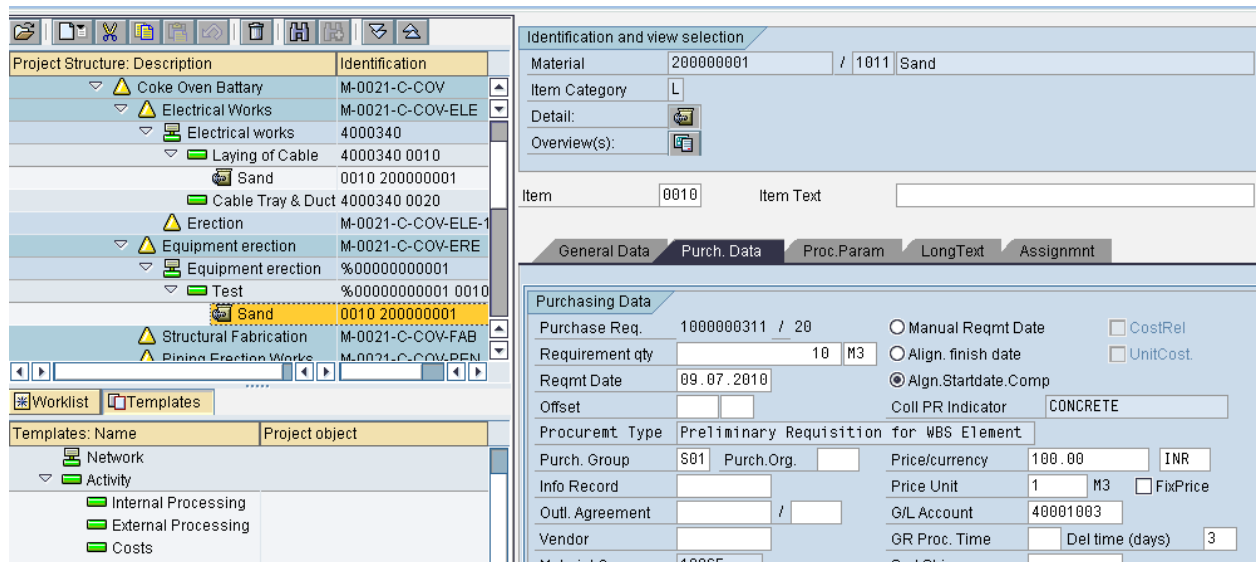
Note : Incase if the PR created with amount more than budget, system will not allow to save the such PR

System will give the message as below



	<h1>END USER MANUAL</h1> <h2>Project NAVODAYA</h2> <p>Area: Project Systems</p>	
	<h3>Project Procurement</h3>	

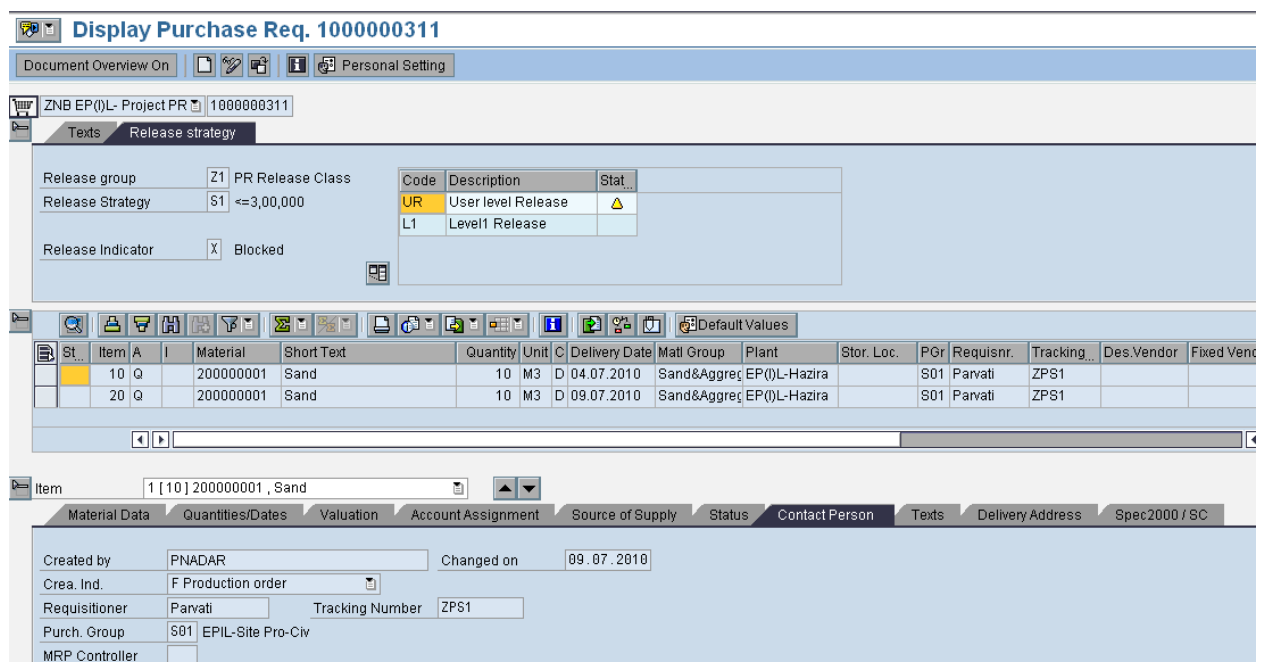
Similarly, add the same material to WBS M-0021-C-COV-ERE with collective indicator assigned to material.





The system has created common PR 1000000311 with different line items 10 & 20 across the different WBS.

Display PR 1000000311

Transaction: ME53N



	END USER MANUAL Project NAVODAYA Area: Project Systems	
	Project Procurement	

PR - PR + Reservation for WBS

Purpose

Use this procedure to create the Material Purchase requisition along with Reservation for WBS.

Menu Path

Use the menu path(s) to begin the transaction:

- Logistics or Accounting -> Project Systems -> Project -> Project Builder CJ20N

Transaction Code

CJ20N

Hints

- Press F1 for Help
- Press F4 for getting input values
- R – Required
- O- Optional
- C- Conditional



Procedure

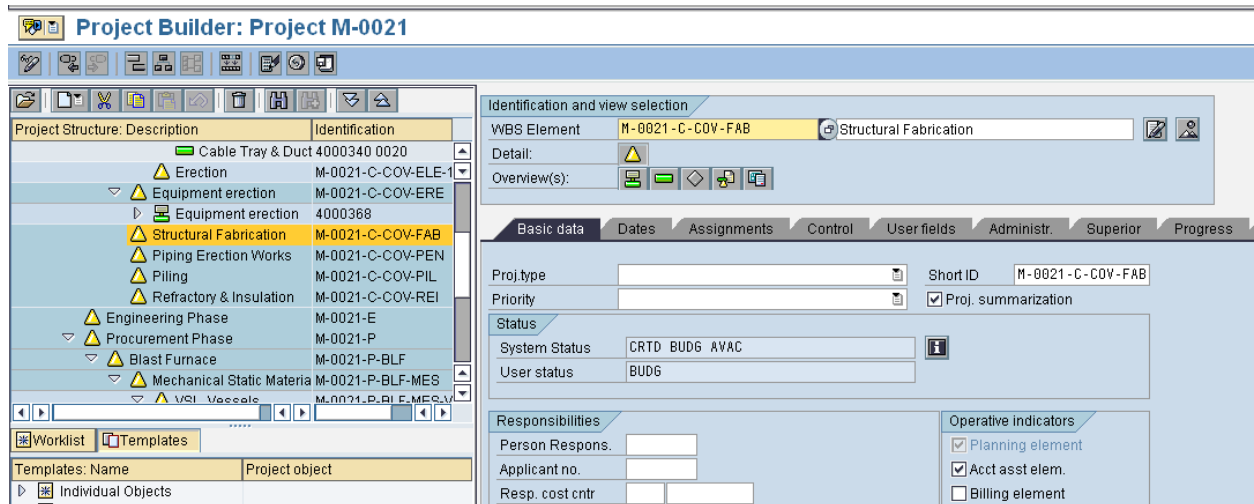
Start the transaction using the menu path or transaction code.

Entry Data

Field Name	R/O/C	Description
Material	R	Material Master for which the PR is to be created
Item Category	R	Category L - This item category is used to manage material data that allows an item to be kept in stock
Procurement Type	R	Determines how the component is to be Procured Select Procurement Type as – PR + Reservation for WBS
Requirement qty	R	Required quantity

Open the Project in Project Builder

	<h1>END USER MANUAL</h1> <h2>Project NAVODAYA</h2> <p>Area: Project Systems</p>	
	<h3>Project Procurement</h3>	



Project Builder: Project M-0021

Project Structure: Description Identification

- Cable Tray & Duct 4000340 0020
 - Erection M-0021-C-COV-ELE-1
 - Equipment erection M-0021-C-COV-ERE 4000368
 - Structural Fabrication M-0021-C-COV-FAB**
 - Piping Erection Works M-0021-C-COV-PEN
 - Piling M-0021-C-COV-PIL
 - Refractory & Insulation M-0021-C-COV-REI
 - Engineering Phase M-0021-E
 - Procurement Phase M-0021-P
 - Blast Furnace M-0021-P-BLF
 - Mechanical Static Material M-0021-P-BLF-MES
 - VSI Vessels M-0021-P-BLF-MES-V

Templates: Name Project object

Individual Objects

Identification and view selection

WBS Element M-0021-C-COV-FAB Structural Fabrication

Detail: Overview(s):

Basic data Dates Assignments Control User fields Administr. Superior Progress

Proj.type Short ID M-0021-C-COV-FAB

Priority ☒ Proj. summarization

Status

System Status CRTD BUDG AVAC

User status BUDG

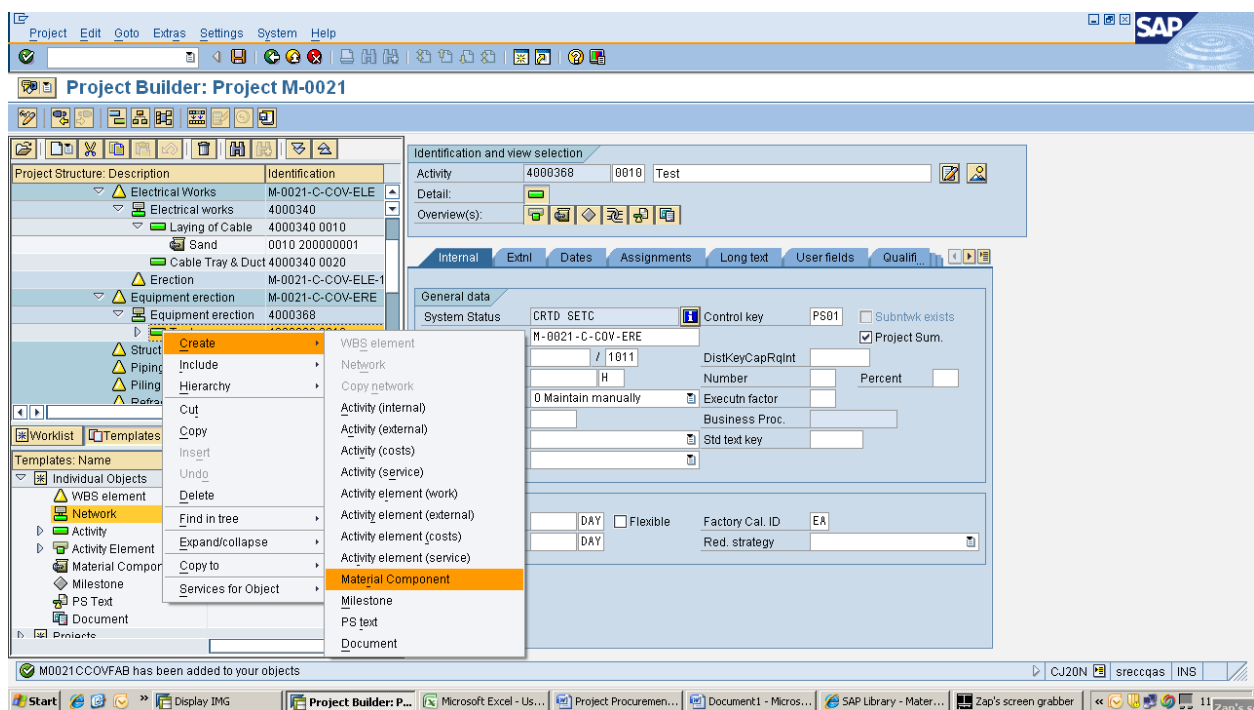
Responsibilities

Person Respons. Applicant no. Resp. cost cntr

Operative indicators

☒ Planning element ☒ Acct asst elem. ☐ Billing element

Select the Activity, right click, Create → Material Components as shown below



Project Builder: Project M-0021

Project Structure: Description Identification

- Electrical Works M-0021-C-COV-ELE 4000340
 - Electrical works 4000340
 - Laying of Cable 4000340 0010
 - Sand 0010 200000001
 - Cable Tray & Duct 4000340 0020
 - Erection M-0021-C-COV-ELE-1
 - Equipment erection M-0021-C-COV-ERE 4000368
 - Equipment erection 4000368**
 - Create**
 - WBS element
 - Network
 - Copy network
 - Activity (internal)
 - Activity (external)
 - Activity (costs)
 - Activity (service)
 - Activity element (work)
 - Activity element (external)
 - Activity element (costs)
 - Activity element (service)
 - Material Component**
 - Milestone
 - PS text
 - Document

Templates: Name Project object

Individual Objects

Identification and view selection

Activity 4000368 0010 Test

Detail: Overview(s):

Internal Extnl Dates Assignments Long text User fields Qualifi...

General data

System Status CRTD SETC Control key P501 ☐ Subntwk exists

WBS element M-0021-C-COV-ERE

Network / 1011 DistKeyCapRqInt ☐ Project Sum.

H Number Percent

0 Maintain manually Executn factor Business Proc. Std text key



DAY Flexible Factory Cal. ID EA

DAY Red. strategy

M0021CCOVFAB has been added to your objects

CJ20N srecqas INS


Enter Material from drop down,
Item Category – L
Requirement qty


	END USER MANUAL Project NAVODAYA Area: Project Systems	
	Project Procurement	

Identification and view selection

Material: 2000000008 / 1011

Item Category: 1 Procurement


Detail: 

Overview(s): 

Item: 0020 Item Text:

General Data Proc.Param LongText Assignment

General Data

Reservation: 0 / 0 

Requirement qty: 10

Reqmt Date:

Offset:

Procurement Type: Reservation for Network

Coll PR Indicator:

Manual Reqmt Date ☐ ☒ CostRel

Align.Startdate.Comp ☒ UnitCost

Align. finish date ☐

Distribution:

Recipient:

Stor. Location:


Unloading Point:

Batch:

Sort String:

BOM expl.number:

Press enter, Below Screen Appears, select PReq+Res – WBS elem.

 Purchase Requisition

Material: 2000000008

Description: SEAL,M,50 MM,RUBBER

Choose



☐ Reserv for network



☐ Reserv. WBS element

☒ PReq+Res - WBS elem.



☐ Prelim. PReq-WBS el

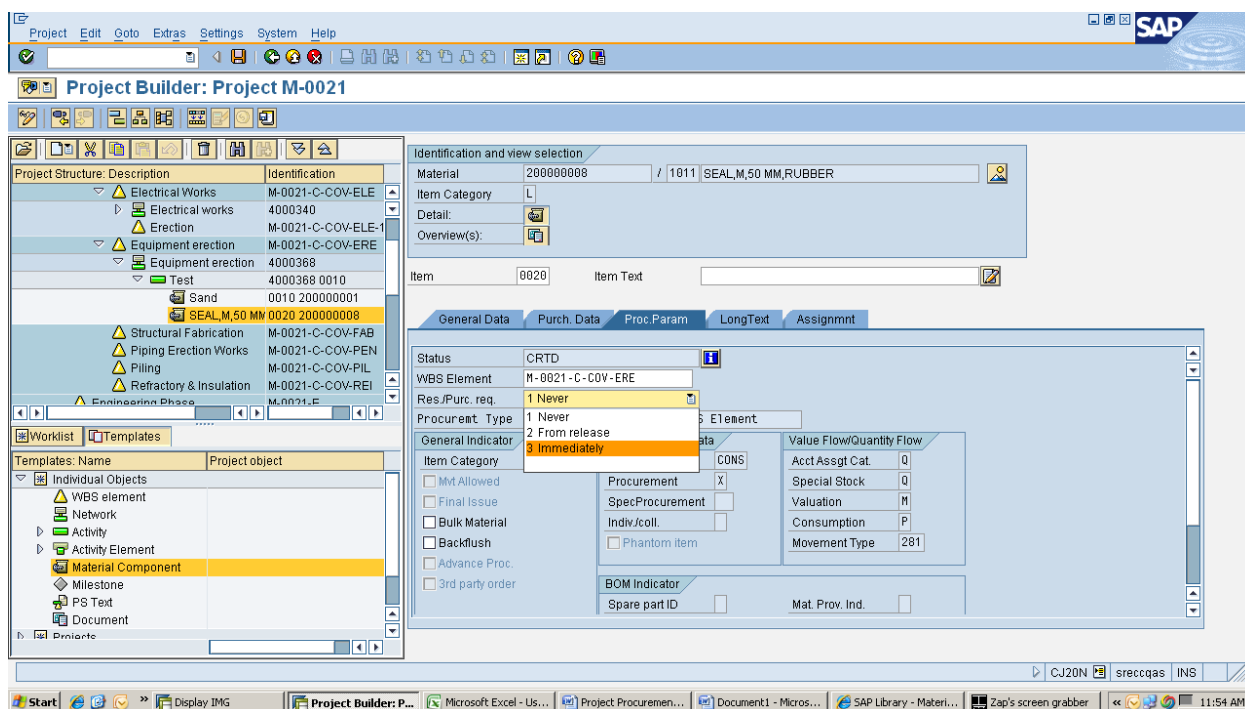
☐ 3rd party req. WBSel

	<h1>END USER MANUAL</h1> <h2>Project NAVODAYA</h2> <p>Area: Project Systems</p>	
	<h3>Project Procurement</h3>	



Identification and view selection																																																																															
Material	200000008	/ 1011	SEAL,M,50 MM,RUBBER																																																																												
Item Category	L																																																																														
Detail:																																																																															
Overview(s):																																																																															
Item	0020	Item Text																																																																													
<div> General Data Purch. Data Proc.Param LongText Assignmnt </div>																																																																															
<div>Purchasing Data</div> <table> <tr> <td>Purchase Req.</td> <td>/ 0</td> <td><input type="radio"/> Manual Reqmt Date</td> <td><input checked="" type="checkbox"/> CostRel</td> </tr> <tr> <td>Requirement qty</td> <td>10 KG</td> <td><input type="radio"/> Align. finish date</td> <td><input type="checkbox"/> UnitCost</td> </tr> <tr> <td>Reqmt Date</td> <td>09.07.2010</td> <td><input checked="" type="radio"/> Align.Startdate.Comp</td> <td></td> </tr> <tr> <td>Offset</td> <td></td> <td>Coll PR Indicator</td> <td></td> </tr> <tr> <td>Procurement Type</td> <td colspan="3">PReq + Reservation for WBS Element</td> </tr> <tr> <td>Purch. Group</td> <td>M01</td> <td>Purch.Org.</td> <td></td> </tr> <tr> <td>Price/currency</td> <td>100.00</td> <td>INR</td> <td></td> </tr> <tr> <td>Price Unit</td> <td>1 KG</td> <td><input type="checkbox"/> FixPrice</td> <td></td> </tr> <tr> <td>G/L Account</td> <td>40020051</td> <td></td> <td></td> </tr> <tr> <td>GR Proc. Time</td> <td></td> <td>Del time (days)</td> <td>10</td> </tr> <tr> <td>Sort String</td> <td></td> <td></td> <td></td> </tr> <tr> <td>Recipient</td> <td></td> <td></td> <td></td> </tr> <tr> <td>Unloading Point</td> <td></td> <td></td> <td></td> </tr> <tr> <td>Info Record</td> <td></td> <td></td> <td></td> </tr> <tr> <td>Outl. Agreement</td> <td>/</td> <td></td> <td></td> </tr> <tr> <td>Vendor</td> <td></td> <td></td> <td></td> </tr> <tr> <td>Material Group</td> <td>10068</td> <td></td> <td></td> </tr> <tr> <td>Requisitioner</td> <td></td> <td></td> <td></td> </tr> <tr> <td>Tracking Number</td> <td></td> <td></td> <td></td> </tr> </table>				Purchase Req.	/ 0	<input type="radio"/> Manual Reqmt Date	<input checked="" type="checkbox"/> CostRel	Requirement qty	10 KG	<input type="radio"/> Align. finish date	<input type="checkbox"/> UnitCost	Reqmt Date	09.07.2010	<input checked="" type="radio"/> Align.Startdate.Comp		Offset		Coll PR Indicator		Procurement Type	PReq + Reservation for WBS Element			Purch. Group	M01	Purch.Org.		Price/currency	100.00	INR		Price Unit	1 KG	<input type="checkbox"/> FixPrice		G/L Account	40020051			GR Proc. Time		Del time (days)	10	Sort String				Recipient				Unloading Point				Info Record				Outl. Agreement	/			Vendor				Material Group	10068			Requisitioner				Tracking Number			
Purchase Req.	/ 0	<input type="radio"/> Manual Reqmt Date	<input checked="" type="checkbox"/> CostRel																																																																												
Requirement qty	10 KG	<input type="radio"/> Align. finish date	<input type="checkbox"/> UnitCost																																																																												
Reqmt Date	09.07.2010	<input checked="" type="radio"/> Align.Startdate.Comp																																																																													
Offset		Coll PR Indicator																																																																													
Procurement Type	PReq + Reservation for WBS Element																																																																														
Purch. Group	M01	Purch.Org.																																																																													
Price/currency	100.00	INR																																																																													
Price Unit	1 KG	<input type="checkbox"/> FixPrice																																																																													
G/L Account	40020051																																																																														
GR Proc. Time		Del time (days)	10																																																																												
Sort String																																																																															
Recipient																																																																															
Unloading Point																																																																															
Info Record																																																																															
Outl. Agreement	/																																																																														
Vendor																																																																															
Material Group	10068																																																																														
Requisitioner																																																																															
Tracking Number																																																																															

Now, go to Proc. Param Tab, release the PR to immediately.

	<h1>END USER MANUAL</h1> <h2>Project NAVODAYA</h2> <h3>Area: Project Systems</h3>	
	<h2>Project Procurement</h2>	









Below Screens appear, enter Requisitioner & Tracking No. & press enter.

	END USER MANUAL Project NAVODAYA Area: Project Systems	
	Project Procurement	

Release strategy									
Doc. Type	ZNB	Item Cat.		AcctAssCat	Q				
Material	2000000008	Matl Group	10068	Plant	1011				
Short Text	SEAL,M,50 MM,RUBBER			Stor. Loc.					
		Special Stock							
Quantity and Date/Time									
Quantity	10	KG	Deliv.Date	D 09.07.2010					
MRP Data									
Requisnr.	Parvati	Purch. Grp	M01	Req. Date	10.07.2010	Resubmiss.			
TrackingNo	ZPS2	MRP Cont.		Release Dt	10.07.2010	GR ProcTme	0		
Valuation Control									
Val. Price	100.00	INR	/ 1	KG	<input checked="" type="checkbox"/> GR	<input checked="" type="checkbox"/> IR			
Val. Type					<input type="checkbox"/> GR Non-Val				
Procurement Options									
Agreement		0	Purchasing Org.		Order Unit				
Fix. Vend.					Supplying Plant				
Info Rec.									
Des.Vendor									



Status will get changed to immediately




	<h1>END USER MANUAL</h1> <h2>Project NAVODAYA</h2> <p>Area: Project Systems</p>	
	<h3>Project Procurement</h3>	

Identification and view selection		
Material	200000008 / 1011 SEAL,M,50 MM,RUBBER	
Item Category	L	
Detail:		
Overview(s):		
Item	0020 Item Text	
<div> General Data Purch. Data Proc.Param LongText Assignmnt </div>		
Status	CRTD 	
WBS Element	M-0021 - C - COV - ERE	
Res./Purc. req.	3 Immediately 	
Procurement Type	PReq + Reservation for WBS Element	
<div>General Indicator</div> <div> Item Category L <input type="checkbox"/> Mvt Allowed <input type="checkbox"/> Final Issue <input type="checkbox"/> Bulk Material <input type="checkbox"/> Backflush <input type="checkbox"/> Advance Proc. <input type="checkbox"/> 3rd party order </div>	<div>Material Master Data</div> <div> Material Type CONS Procurement X SpecProcurement <input type="checkbox"/> Indiv./coll. <input type="checkbox"/> <input type="checkbox"/> Phantom item </div> <div> <div>BOM Indicator</div> <div> Spare part ID <input type="checkbox"/> Mat. Prov. Ind. <input type="checkbox"/> </div> </div>	<div>Value Flow/Quantity Flow</div> <div> Acct Assgt Cat. Q Special Stock Q Valuation M Consumption P Movement Type 281 </div>



Save the Project, Choose 



Go to General Data TAB, system will show the Reservation generated.



	END USER MANUAL Project NAVODAYA Area: Project Systems	
	Project Procurement	

Identification and view selection			
Material	200000008	/ 1011	SEAL,M,50 MM,RUBBER
Item Category	L		
Detail:			
Overview(s):			
Item	0020	Item Text	
<div> <div>General Data</div> <div>Purch. Data</div> <div>Proc.Param</div> <div>LongText</div> <div>Assignmnt</div> </div>			
<div> <div>General Data</div> <div> <div>Reservation</div> <div>965</div> <div>/ 2</div> <div></div> <div><input type="radio"/> Manual Reqmt Date</div> <div><input checked="" type="checkbox"/> CostRel</div> </div> <div> <div>Requirement qty</div> <div></div> <div>10</div> <div>KG</div> <div><input checked="" type="radio"/> Align.Startdate.Comp</div> <div><input type="checkbox"/> UnitCost</div> </div> <div> <div>Reqmt Date</div> <div>09.07.2010</div> <div><input type="radio"/> Align. finish date</div> </div> <div> <div>Offset</div> <div></div> <div></div> <div>Distribution</div> <div></div> </div> <div> <div>Procuremt. Type</div> <div>PReq + Reservation for WBS Element</div> </div> <div> <div>Coll PR Indicator</div> <div></div> </div> </div>			
Recipient		Stor. Location	
Unloading Point		Batch	
Withdrawal Qty		Sort String	
Committed qty		BOM expl.number	

System will show the PR generated as shown below.

	<h1>END USER MANUAL</h1> <h2>Project NAVODAYA</h2> <p>Area: Project Systems</p>	
	<h3>Project Procurement</h3>	

Identification and view selection																																																							
Material	200000008	/ 1011	SEAL,M,50 MM,RUBBER																																																				
Item Category	L																																																						
Detail:																																																							
Overview(s):																																																							
Item	0020	Item Text	<input type="text"/>																																																				
<div> <div>General Data</div> <div>Purch. Data</div> <div>Proc.Param</div> <div>LongText</div> <div>Assignmnt</div> </div>																																																							
<div>Purchasing Data</div> <table> <tr> <td>Purchase Req.</td> <td>1000000314 / 10</td> <td><input type="radio"/> Manual Reqmt Date</td> <td><input checked="" type="checkbox"/> CostRel</td> </tr> <tr> <td>Requirement qty</td> <td><input type="text"/> 10 KG</td> <td><input type="radio"/> Align. finish date</td> <td><input type="checkbox"/> UnitCost.</td> </tr> <tr> <td>Reqmt Date</td> <td>09.07.2010</td> <td><input checked="" type="radio"/> Align.Startdate.Comp</td> <td></td> </tr> <tr> <td>Offset</td> <td><input type="text"/></td> <td>Coll PR Indicator</td> <td><input type="text"/></td> </tr> <tr> <td>Procuremt Type</td> <td colspan="3">PReq + Reservation for WBS Element</td> </tr> <tr> <td>Purch. Group</td> <td>M01</td> <td>Purch.Org.</td> <td><input type="text"/></td> </tr> <tr> <td>Info Record</td> <td><input type="text"/></td> <td>Price/currency</td> <td>100.00 INR</td> </tr> <tr> <td>Outl. Agreement</td> <td><input type="text"/> / <input type="text"/></td> <td>Price Unit</td> <td>1 KG <input type="checkbox"/> FixPrice</td> </tr> <tr> <td>Vendor</td> <td><input type="text"/></td> <td>G/L Account</td> <td>40020051</td> </tr> <tr> <td>Material Group</td> <td>10068</td> <td>GR Proc. Time</td> <td><input type="text"/> Del time (days) 10</td> </tr> <tr> <td>Requisitioner</td> <td>Parvati</td> <td>Sort String</td> <td><input type="text"/></td> </tr> <tr> <td>Tracking Number</td> <td>ZPS2</td> <td>Recipient</td> <td><input type="text"/></td> </tr> <tr> <td></td> <td></td> <td>Unloading Point</td> <td><input type="text"/></td> </tr> </table>				Purchase Req.	1000000314 / 10	<input type="radio"/> Manual Reqmt Date	<input checked="" type="checkbox"/> CostRel	Requirement qty	<input type="text"/> 10 KG	<input type="radio"/> Align. finish date	<input type="checkbox"/> UnitCost.	Reqmt Date	09.07.2010	<input checked="" type="radio"/> Align.Startdate.Comp		Offset	<input type="text"/>	Coll PR Indicator	<input type="text"/>	Procuremt Type	PReq + Reservation for WBS Element			Purch. Group	M01	Purch.Org.	<input type="text"/>	Info Record	<input type="text"/>	Price/currency	100.00 INR	Outl. Agreement	<input type="text"/> / <input type="text"/>	Price Unit	1 KG <input type="checkbox"/> FixPrice	Vendor	<input type="text"/>	G/L Account	40020051	Material Group	10068	GR Proc. Time	<input type="text"/> Del time (days) 10	Requisitioner	Parvati	Sort String	<input type="text"/>	Tracking Number	ZPS2	Recipient	<input type="text"/>			Unloading Point	<input type="text"/>
Purchase Req.	1000000314 / 10	<input type="radio"/> Manual Reqmt Date	<input checked="" type="checkbox"/> CostRel																																																				
Requirement qty	<input type="text"/> 10 KG	<input type="radio"/> Align. finish date	<input type="checkbox"/> UnitCost.																																																				
Reqmt Date	09.07.2010	<input checked="" type="radio"/> Align.Startdate.Comp																																																					
Offset	<input type="text"/>	Coll PR Indicator	<input type="text"/>																																																				
Procuremt Type	PReq + Reservation for WBS Element																																																						
Purch. Group	M01	Purch.Org.	<input type="text"/>																																																				
Info Record	<input type="text"/>	Price/currency	100.00 INR																																																				
Outl. Agreement	<input type="text"/> / <input type="text"/>	Price Unit	1 KG <input type="checkbox"/> FixPrice																																																				
Vendor	<input type="text"/>	G/L Account	40020051																																																				
Material Group	10068	GR Proc. Time	<input type="text"/> Del time (days) 10																																																				
Requisitioner	Parvati	Sort String	<input type="text"/>																																																				
Tracking Number	ZPS2	Recipient	<input type="text"/>																																																				
		Unloading Point	<input type="text"/>																																																				

	END USER MANUAL Project NAVODAYA Area: Project Systems	
	Project Procurement	

Reservation For Concrete/Fabrication Mark No.

Purpose

Use this procedure to create the Material Reservation for Concrete.

Menu Path

Use the menu path(s) to begin the transaction:

- Logistics or Accounting -> Project Systems -> Project -> Project Builder CJ20N

Transaction Code

CJ20N

Hints

- Press F1 for Help
- Press F4 for getting input values
- R – Required
- O- Optional
- C- Conditional



Procedure

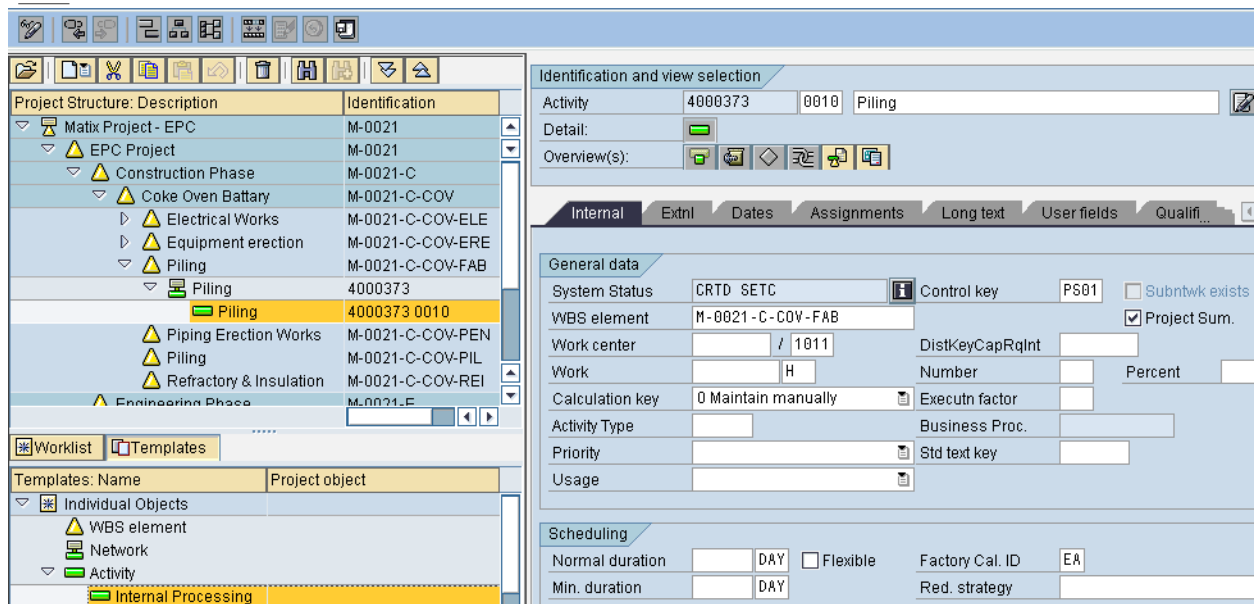
Start the transaction using the menu path or transaction code.

Entry Data

Field Name	R/O/C	Description
Material	R	Material Master for which the Reservation is to be created
Item Category	R	Category L - This item category is used to manage material data that allows an item to be kept in stock
Procurement Type	R	Determines how the component is to be Procured Select Procurement Type as – Reservation for WBS
Requirement qty.	R	Required quantity

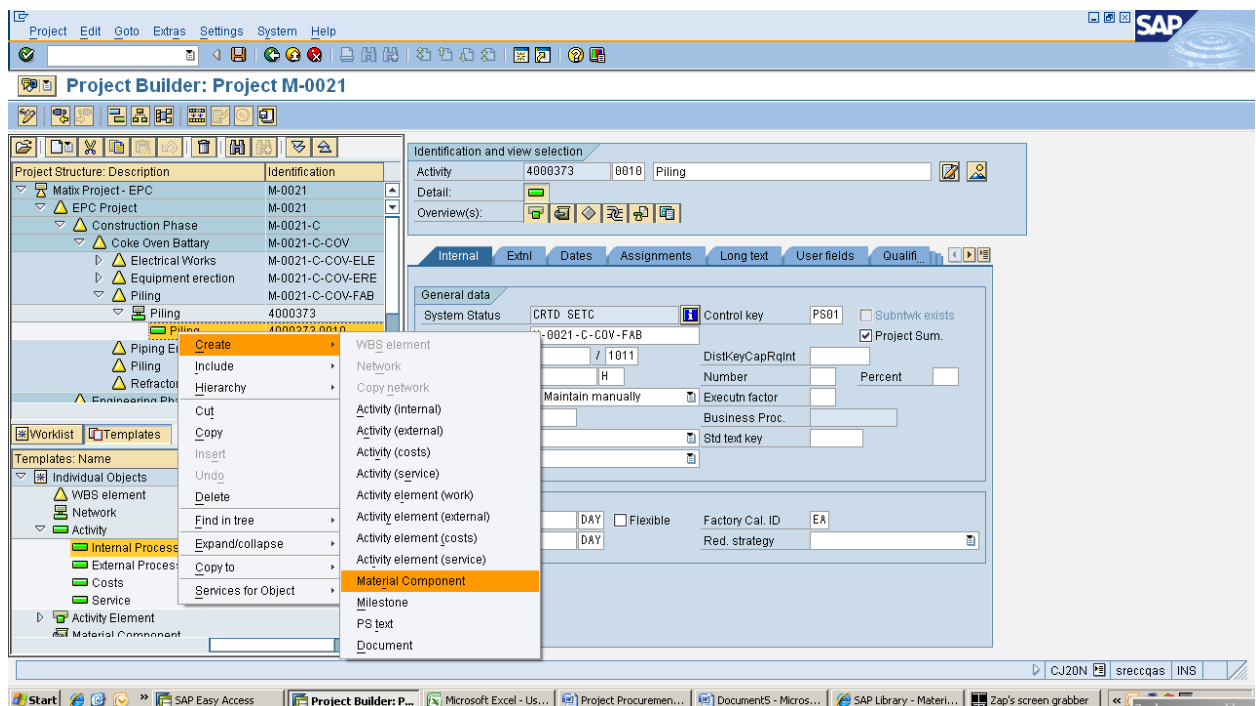
Open the Project in Project Builder

	<h1>END USER MANUAL</h1> <h2>Project NAVODAYA</h2> <p>Area: Project Systems</p>	
	<h3>Project Procurement</h3>	





The screenshot shows the SAP Project Builder interface. On the left, the 'Project Structure: Description' tree is expanded to 'Piling' (4000373 0010). The right pane shows the 'Identification and view selection' section with 'Activity' set to 4000373 0010 Piling. Below this, the 'General data' tab is active, showing fields for System Status (CRTD SETC), WBS element (M-0021-C-COV-FAB), Work center (1011), and Calculation key (0 Maintain manually). The 'Scheduling' tab is also visible, showing Normal duration and Min. duration both set to DAY.

Select the Activity, right click, Create → Material Components as shown below



The screenshot shows the SAP Project Builder interface with the 'Piling' activity selected. A right-click context menu is open over the 'Piling' activity, showing options like 'Create', 'Include', 'Hierarchy', 'Cut', 'Copy', 'Insert', 'Undo', 'Delete', 'Find in tree', 'Expand/collapse', 'Copy to', and 'Services for Object'. The 'Material Component' option is highlighted in the menu. The background shows the same project structure and data as the previous screenshot.


Enter Material from drop down,
Item Category – L
Requirement qty


	END USER MANUAL Project NAVODAYA Area: Project Systems	
	Project Procurement	

Identification and view selection

Material: 400000001 / 1011

Item Category: 1 Procurement


Detail: 

Overview(s): 

Item: 0010 Item Text:

General Data Proc.Param LongText Assignmnt

General Data

Reservation: 0 / 0 

Requirement qty: 10

Reqmt Date:

Offset:

Procurement Type: Reservation for Network

Coll PR Indicator:

Manual Reqmt Date: ☐ ☒ CostRel

Align.Startdate.Comp: ☒ ☐ UnitCost

Align. finish date: ☐ Distribution:

Recipient:

Unloading Point:

Stor. Location:

Batch:

Sort String:

BOM expl.number:

Press enter

Reservation



Material: 400000001

Description: M30 Grade Cement Concrete

Choose



☐ Reserv for network

☒ Reserv. WBS element




 

Select Reserv. WBS element & press enter



Last changed on: 08/07/2010	Last changed by: Parvati N.	Version: 1.0	Page: 22 of 26
--------------------------------	--------------------------------	--------------	-------------------





	END USER MANUAL Project NAVODAYA Area: Project Systems	
	Project Procurement	

System will generate the Reservation as shown below.

Identification and view selection			
Material	400000001	/ 1011	M30 Grade Cement Concrete
Item Category	L		
Detail:			
Overview(s):			
Item	0010	Item Text	
<div> <div>General Data</div> <div>Proc.Param</div> <div>LongText</div> <div>Assignmnt</div> </div>			
<div> <div>General Data</div> <div> <div>Reservation</div> <div>973 / 1</div> <div></div> <div> <input type="radio"/> Manual Reqmt Date <input checked="" type="radio"/> Algn.Startdate.Comp <input type="radio"/> Algn. finish date </div> <div> <input checked="" type="checkbox"/> CostRel <input type="checkbox"/> UnitCost </div> </div> <div> <div>Requirement qty</div> <div></div> <div>10 M3</div> </div> <div> <div>Reqmt Date</div> <div>10.07.2010</div> </div> <div> <div>Offset</div> <div></div> </div> <div> <div>Procuremt Type</div> <div>Reservation for WBS Element</div> </div> <div> <div>Coll PR Indicator</div> <div></div> </div> <div> <div>Recipient</div> <div></div> </div> <div> <div>Unloading Point</div> <div></div> </div> <div> <div>Withdrawal Qty</div> <div>0 M3</div> </div> <div> <div>Committed qty</div> <div>0</div> </div> <div> <div>Stor. Location</div> <div>BP01</div> </div> <div> <div>Batch</div> <div></div> </div> <div> <div>Sort String</div> <div></div> </div> <div> <div>BOM expl.number</div> <div></div> </div> </div>			

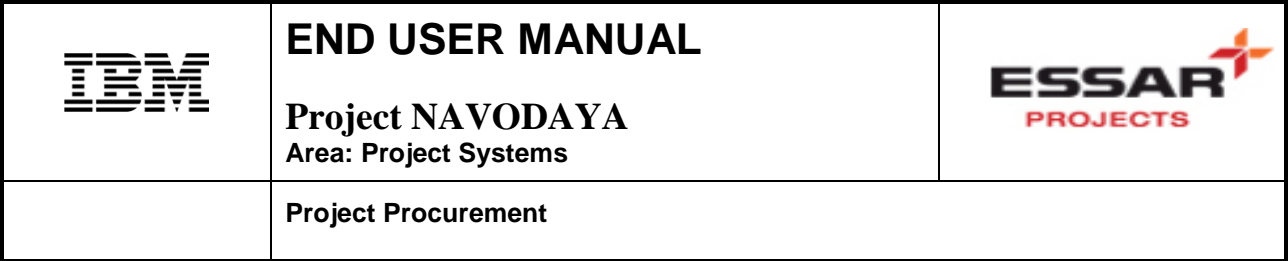
Go to Proc. Param Tab, change Res./Purc. req. To immediately.

	<h1>END USER MANUAL</h1> <h2>Project NAVODAYA</h2> <p>Area: Project Systems</p>	
	<h3>Project Procurement</h3>	



Identification and view selection	
Material	400000001 / 1011 M30 Grade Cement Concrete
Item Category	L
Detail:	
Overview(s):	
Item	0010 Item Text
<div> <div>General Data</div> <div>Proc.Param</div> <div>LongText</div> <div>Assignmnt</div> </div>	
Status	CRTD 
WBS Element	M-0021-C-COV-FAB
Res./Purc. req.	3 Immediately 
Procurement Type	Reservation for WBS Element
<div>General Indicator</div> <div> Item Category L <input type="checkbox"/> Mvt Allowed <input type="checkbox"/> Final Issue <input type="checkbox"/> Bulk Material <input type="checkbox"/> Backflush <input type="checkbox"/> Advance Proc. <input type="checkbox"/> 3rd party order </div>	<div>Material Master Data</div> <div> Material Type ZFIN Procurement E SpecProcurement <input type="checkbox"/> Indiv./coll. <input type="checkbox"/> <input type="checkbox"/> Phantom item </div> <div> <div>BOM Indicator</div> <div> Spare part ID <input type="checkbox"/> Mat. Prov. Ind. <input type="checkbox"/> </div> </div>
<div>Value Flow/Quantity Flow</div> <div> Acct Assgt Cat. Q Special Stock Q Valuation M Consumption P Movement Type 281 </div>	





Save the Project. Choose 

Similarly, Reservation for Fabricated Mark Nos. is to be created.



Project Procurement

	<h1>END USER MANUAL</h1> <h2>Project NAVODAYA</h2> <p>Area: Project Systems</p>	
	<h3>Project Procurement</h3>	

Identification and view selection			
Material	400000001	/ 1011	M30 Grade Cement Concrete
Item Category	L		
Detail:			
Overview(s):			
Item	0010	Item Text	<input type="text"/>
<div> <div>General Data</div> <div>Proc.Param</div> <div>LongText</div> <div>Assignmnt</div> </div>			
Status	REL		
WBS Element	M-0021-C-COV-FAB		
Res./Purc. req.	3 Immediately 		
Procurement Type	Reservation for WBS Element		
General Indicator		Material Master Data	Value Flow/Quantity Flow
Item Category	L	Material Type	ZFIN
<input checked="" type="checkbox"/> Mvt Allowed		Procurement	E
<input type="checkbox"/> Final Issue		SpecProcurement	<input type="checkbox"/>
<input type="checkbox"/> Bulk Material		Indiv./coll.	<input type="checkbox"/>
<input type="checkbox"/> Backflush		<input type="checkbox"/> Phantom item	
<input type="checkbox"/> Advance Proc.			
<input type="checkbox"/> 3rd party order			
		BOM Indicator	
		Spare part ID	<input type="checkbox"/>
		Mat. Prov. Ind.	<input type="checkbox"/>
		Acct Assgt Cat.	Q
		Special Stock	Q
		Valuation	M
		Consumption	P
		Movement Type	281

Save the Project.